

WATER SOLUTIONS

R-CAM 1000 TLE CAMERA SYSTEM

The Laval R-Cam 1000 TLE downhole camera is a completely portable, self-contained video inspection dual view camera system that can inspect boreholes up to 300m (1000 ft.) deep and 30.5cm (1.64 ft.) in diameter. The R-Cam 1000 TLE camera has the ability to increase and decrease the cameras lighting on demand.

Designed to increase the versatility and portability of the R-CAM camera system, the R-CAM TLE Level Wind features a host of features not found on the standard R-CAM XLT winch, starting with the **inclusion of a level wind.**



The R-CAM TLE's level wind has been designed to provide a higher degree of cable management that allows the operator to focus solely on conducting video surveys. **The R-CAM TLE also features a high resolution, 100 pulse encoder that has been repositioned to vastly increase counter accuracy and allow for a variety of in-field setups such as the use of a tripod.**

This lightweight, professional grade camera comes with its own trolley. Features include down and side viewing capability, an on-screen depth counter, 9" DVR Monitor, 16GB of internal/external storage, 12v power supply and a portable battery.


- **Diameter:** 2 inches (5.1 cm) O.D, Overall Camera Length: 20 inches (50.8 cm)
- **Counter:** 100PPR, High-Resolution Optical Encoder with Dual Pressure Rollers
- **Transport:** Removable Boom and Handle
- **Spooling:** Automatic, Gear Driven Level Wind to Evenly Distribute Cable
- **Cable:** 1,000 feet (304.8 m) Kevlar-reinforced, small diameter coaxial cable. Single conductor electronic technology. Speed: 9rpm
- **Power Supply:** Portable 12VDC battery pack and charger. Rechargeable by local current (please specify at time of order).
- **Pressure Rating:** Pressure tested and waterproof to 750 p.s.i.
- **Dimensions:** 40" (101.6 cm) Tall, 18" (45.72 cm) Wide, 47" (119.38 cm) Long
- **Scanning System:** Camera Modules greater than or equal to 540 TVL for NTSC & PAL
- **Operating Temperature:** 32° to 122° F (0° to 50° C)
- **Recorder:** Flash based hard drive with 16GB of internal storage and 16GB of external USB storage. Survey footage is exported natively in a single .ts or .mp4 format file
- **LED Lighting:** High intensity, long life, shock proof LED lighting, side view and forward view with 5 adjustable brightness settings.
- **Depth Counter:** On-screen depth display with calibration measured in feet and tenths, or meters.
- **Monitor:** 9" LCD colour DVR monitor with playback feature & image capture, also includes Mini Bluetooth Keyboard remote (qwerty)

*Accessories sold separately, please contact us for more information

R-CAM 1000 TLE CAMERA SYSTEM

R-CAM - Camera Down and Side view

Down/Side view LED Lighting - High intensity, long life, shock proof LED lighting with 5 stages of lighting



Side view camera with protective BK-7 glass

Down view camera



Level wind has been designed to provide a higher degree of cable management


Footage from R-CAM 1000 TLE showing 'before' and 'after' stills from a borehole clean using BoreSaver.




Before



After



Before



After

Easy to assemble!

Crush proof portable control case

Transport cart with extendable boom

level wind has been designed to provide a higher degree of cable management that allows the operator to focus solely on conducting video surveys.

Dual camera with 5 stages of adjustable lighting.



9" monitor with built-in recording playback and voice recorder

USB Flash drive & 16GB internal memory

12 Volt portable battery

Stainless steel housing



Control box with digital depth counter, speed and other control functions



Bluetooth Qwerty keyboard remote

Available accessories: Flight Cases, One touch recorder, Lens shield & deflector & cable head repair kits

*Accessories sold separately, please contact us for more information