

WATER SOLUTIONS

R-CAM 1300 XLT CAMERA SYSTEM

The Laval R-Cam 1300 XLT downhole camera is a completely portable, self-contained video inspection dual view camera system that can inspect boreholes up to **396.2m (1300 ft.) deep and 30.5cm (1.64 ft.) in diameter**. The R-Cam 1300 XLT camera has the ability to increase and decrease the cameras lighting on demand.

The R-Cam 1300 XLT system combines all the features of a full, professional system with breakthrough affordability. Developed as a cost-effective portable system, it delivers real-time inspection footage on-site.



Using the R-Cam 1300 XLT allows operators to offer an enhanced and quality service by giving clients the opportunity to view well conditions and approve completed works, a must for drillers & rehabilitation engineers.

This lightweight, professional grade camera comes with its own trolley. Features include **down and side viewing capability, an on-screen depth counter, 9" Monitor, 16GB of internal/external storage, 12v power supply and a portable battery.**

Specifications



Housing Material

Stainless Steel



Camera Length

20 Inches (50.8mm)



Power Requirements

Portable 12VDC battery pack



Operating Temperature

32°F to 122°F (0°C to 50°C)



Camera Diameter

2" (5.1cm) O.D, Overall



Total Camera Weight

18 lbs (8.2kg)


- **Housing:** Stainless steel
- **Cable:** 1,300 feet (396.2 m) Kevlar-reinforced, small diameter coaxial cable. Single conductor electronic technology.
- **Lens:** BK-7 glass
- **Power Supply:** Rechargeable by local current (please specify at time of order).
- **Scanning System:** Camera Modules greater than or equal to 540 TVL for NTSC & PAL
- **Recorder:** Flash based hard drive with 16GB of internal storage and 16GB of external USB storage. Survey footage is exported natively in a [single .ts or .mp4 format file](#)
- **Pressure Rating:** Pressure tested and waterproof to 500 p.s.i.
- **LED Lighting:** High intensity, long life, shock proof LED lighting, side view and forward view with 5 adjustable brightness settings.
- **Depth Counter:** On-screen depth display with calibration measured in feet and tenths, or meters.
- **Monitor:** 9" LCD colour DVR monitor with playback feature & image capture, also includes Mini Bluetooth Keyboard remote (qwerty)
- **Winch, Reel, Motor, and Cart:** 12VDC electric powered, variable speed reel for raising and lowering the camera in a well. All parts are mounted on a small, two-wheeled cart with an extendable 36-inch boom.

*Accessories sold separately, please contact us for more information

R-CAM 1300 XLT CAMERA SYSTEM

R-CAM - Camera Down and Side view

Down/Side view LED Lighting - High intensity, long life, shock proof LED lighting with 5 stages of lighting



Side view camera with protective BK-7 glass


Down view camera



Footage from R-CAM 1300 XLT showing 'before' and 'after' stills from a borehole clean using BoreSaver.




Before



After



Before



After

Easy to assemble!

Crush proof portable control case

Transport cart with extendable boom

Stainless steel housing

Dual camera includes 50 LED lights with 5 stages of adjustable lighting.

12 Volt portable battery



9" LCD Colour monitor with built-in recording playback and voice recorder



USB Flash drive & 16GB internal memory



Control box with digital depth counter, speed and other control functions

Kevlar reinforced 396.2m cable



Bluetooth Qwerty keyboard remote

Transport cart with tyres

Available accessories: Flight Cases, One touch recorder, Lens shield & deflector & cable head repair kits

*Accessories sold separately, please contact us for more information